



SECOND ANNUAL DAY OF ASSESSMENT CONFERENCE EVALUATION

Please fill-in the ovals completely. ● Do not use ✕ or ✓ on the form. Thanks!

| Please indicate your level of agreement with the following: | Strongly Agree | Agree | Neutral | Disagree | Strongly Disagree |
|---|-----------------------|-----------------------|-----------------------|-----------------------|-----------------------|
| 1. I gained useful information on assessing institutional effectiveness. | <input type="radio"/> | <input type="radio"/> | <input type="radio"/> | <input type="radio"/> | <input type="radio"/> |
| 2. I gained useful information on assessing student learning. | <input type="radio"/> | <input type="radio"/> | <input type="radio"/> | <input type="radio"/> | <input type="radio"/> |
| 3. I now have a better idea how to "get started" with assessment. | <input type="radio"/> | <input type="radio"/> | <input type="radio"/> | <input type="radio"/> | <input type="radio"/> |
| 4. I learned how to use data for improvement (i.e., to "close the loop"). | <input type="radio"/> | <input type="radio"/> | <input type="radio"/> | <input type="radio"/> | <input type="radio"/> |
| 5. It was valuable to establish and/or renew contacts with colleagues. | <input type="radio"/> | <input type="radio"/> | <input type="radio"/> | <input type="radio"/> | <input type="radio"/> |
| 6. I appreciated having a forum to express my opinions on this topic. | <input type="radio"/> | <input type="radio"/> | <input type="radio"/> | <input type="radio"/> | <input type="radio"/> |
| 7. Faculty and staff from other campuses should be invited to speak. | <input type="radio"/> | <input type="radio"/> | <input type="radio"/> | <input type="radio"/> | <input type="radio"/> |

How would you characterize yourself with respect to the subject of assessment?

- Expert: I am very knowledgeable and highly experienced in this area
- Intermediate: I have some knowledge of assessment, but don't consider myself an expert
- Beginner: I am just starting to learn about assessment

Please tell us where you are employed. (If you work at multiple campuses, please tell us where you work full-time.)

- I am employed at the College of Staten Island
- I am employed at another CUNY campus

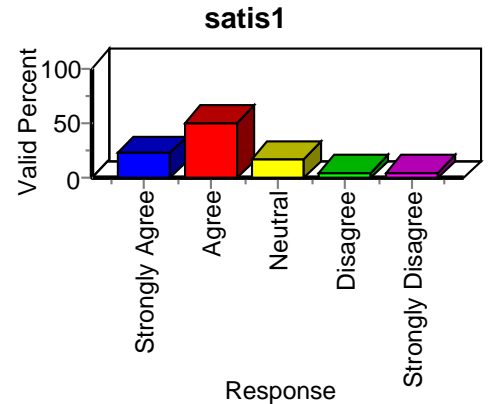
What topic(s) would you like to see addressed at next year's conference?

Please provide any additional comments here.

Thank you for your input! Please return this form to the Registration Desk.

Item Analysis: I gained useful information on assessing institutional effectiveness.

| Label | Frequency | Valid Percent |
|-------------------|-----------|---------------|
| Strongly Agree | 4 | 22.22 |
| Agree | 9 | 50.00 |
| Neutral | 3 | 16.67 |
| Disagree | 1 | 5.56 |
| Strongly Disagree | 1 | 5.56 |
| Total Valid | 18 | 100.00 |
| Total Missing | 1 | |
| Total | 19 | |



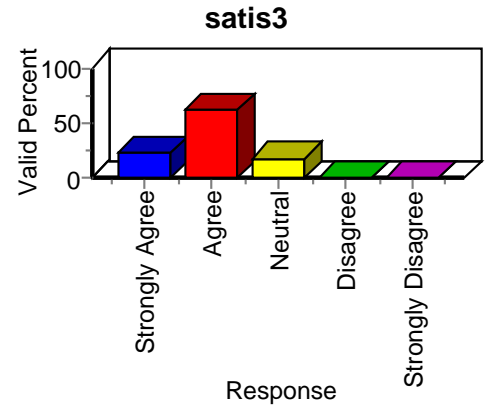
Item Analysis: I gained useful information on assessing student learning.

| Label | Frequency | Valid Percent |
|-------------------|-----------|---------------|
| Strongly Agree | 5 | 27.78 |
| Agree | 12 | 66.67 |
| Neutral | 1 | 5.56 |
| Disagree | 0 | 0.00 |
| Strongly Disagree | 0 | 0.00 |
| Total Valid | 18 | 100.00 |
| Total Missing | 1 | |
| Total | 19 | |



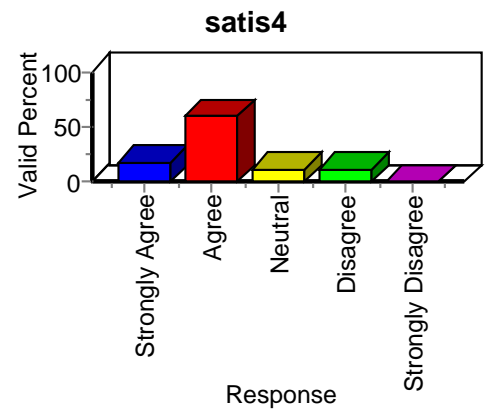
Item Analysis: I now have a better idea how to "get started" with assessment.

| Label | Frequency | Valid Percent |
|-------------------|-----------|---------------|
| Strongly Agree | 4 | 22.22 |
| Agree | 11 | 61.11 |
| Neutral | 3 | 16.67 |
| Disagree | 0 | 0.00 |
| Strongly Disagree | 0 | 0.00 |
| Total Valid | 18 | 100.00 |
| Total Missing | 1 | |
| Total | 19 | |



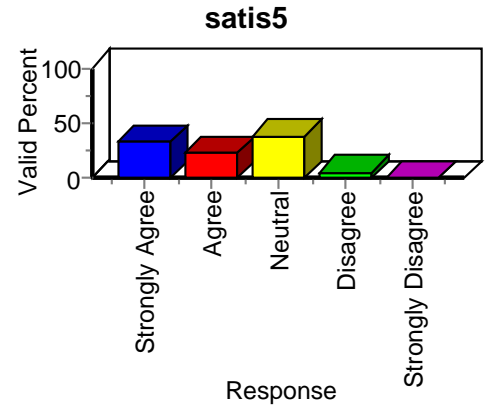
Item Analysis: I learned how to use data for improvement (i.e., to "close the loop").

| Label | Frequency | Valid Percent |
|-------------------|-----------|---------------|
| Strongly Agree | 3 | 17.65 |
| Agree | 10 | 58.82 |
| Neutral | 2 | 11.76 |
| Disagree | 2 | 11.76 |
| Strongly Disagree | 0 | 0.00 |
| Total Valid | 17 | 100.00 |
| Total Missing | 2 | |
| Total | 19 | |



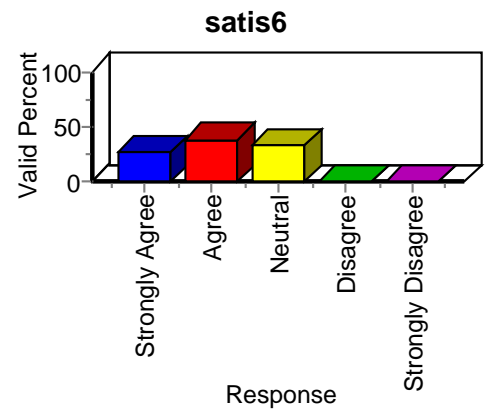
Item Analysis: It was valuable to establish and/or renew contacts with colleagues.

| Label | Frequency | Valid Percent |
|-------------------|-----------|---------------|
| Strongly Agree | 6 | 33.33 |
| Agree | 4 | 22.22 |
| Neutral | 7 | 38.89 |
| Disagree | 1 | 5.56 |
| Strongly Disagree | 0 | 0.00 |
| Total Valid | 18 | 100.00 |
| Total Missing | 1 | |
| Total | 19 | |



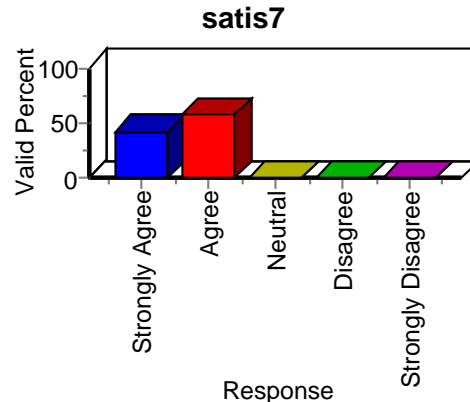
Item Analysis: I appreciated having a forum to express my opinions on this topic.

| Label | Frequency | Valid Percent |
|-------------------|-----------|---------------|
| Strongly Agree | 5 | 27.78 |
| Agree | 7 | 38.89 |
| Neutral | 6 | 33.33 |
| Disagree | 0 | 0.00 |
| Strongly Disagree | 0 | 0.00 |
| Total Valid | 18 | 100.00 |
| Total Missing | 1 | |
| Total | 19 | |



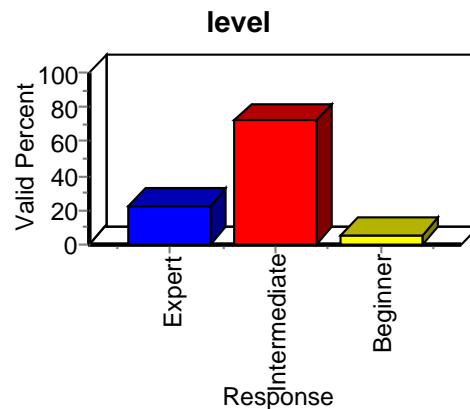
Item Analysis: Faculty and staff from other campuses should be invited to speak.

| Label | Frequency | Valid Percent |
|-------------------|-----------|---------------|
| Strongly Agree | 8 | 42.11 |
| Agree | 11 | 57.89 |
| Neutral | 0 | 0.00 |
| Disagree | 0 | 0.00 |
| Strongly Disagree | 0 | 0.00 |
| Total Valid | 19 | 100.00 |



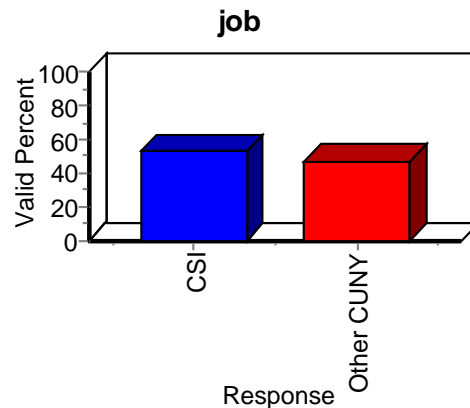
Item Analysis: How would you characterize yourself with respect to the subject of assessment?

| Label | Frequency | Valid Percent |
|---------------|-----------|---------------|
| Expert | 4 | 22.22 |
| Intermediate | 13 | 72.22 |
| Beginner | 1 | 5.56 |
| Total Valid | 18 | 100.00 |
| Total Missing | 1 | |
| Total | 19 | |



Item Analysis: Please tell us where you are employed.

| Label | Frequency | Valid Percent |
|-------------|-----------|---------------|
| CSI | 10 | 52.63 |
| Other CUNY | 9 | 47.37 |
| Total Valid | 19 | 100.00 |



Crosstabulation: satis1 * job

| | CSI | Other CUNY | Totals |
|-------------------|-----|------------|--------|
| Strongly Agree | 3 | 1 | 4 |
| Agree | 4 | 5 | 9 |
| Neutral | 1 | 2 | 3 |
| Disagree | | 1 | 1 |
| Strongly Disagree | 1 | | 1 |
| Totals | 9 | 9 | 18 |

Crosstabulation: satis2 * job

| | CSI | Other CUNY | Totals |
|-------------------|-----|------------|--------|
| Strongly Agree | 2 | 3 | 5 |
| Agree | 7 | 5 | 12 |
| Neutral | | 1 | 1 |
| Disagree | | | |
| Strongly Disagree | | | |
| Totals | 9 | 9 | 18 |

Crosstabulation: satis3 * job

| | CSI | Other CUNY | Totals |
|-------------------|-----|------------|--------|
| Strongly Agree | 2 | 2 | 4 |
| Agree | 5 | 6 | 11 |
| Neutral | 2 | 1 | 3 |
| Disagree | | | |
| Strongly Disagree | | | |
| Totals | 9 | 9 | 18 |

Crosstabulation: satis4 * job

| | CSI | Other CUNY | Totals |
|-------------------|-----|------------|--------|
| Strongly Agree | 2 | 1 | 3 |
| Agree | 6 | 4 | 10 |
| Neutral | | 2 | 2 |
| Disagree | | 2 | 2 |
| Strongly Disagree | | | |
| Totals | 8 | 9 | 17 |

Crosstabulation: satis5 * job

| | CSI | Other CUNY | Totals |
|-------------------|-----|------------|--------|
| Strongly Agree | 4 | 2 | 6 |
| Agree | 2 | 2 | 4 |
| Neutral | 3 | 4 | 7 |
| Disagree | | 1 | 1 |
| Strongly Disagree | | | |
| Totals | 9 | 9 | 18 |

Crosstabulation: satis6 * job

| | CSI | Other CUNY | Totals |
|-------------------|-----|------------|--------|
| Strongly Agree | 4 | 1 | 5 |
| Agree | 1 | 6 | 7 |
| Neutral | 4 | 2 | 6 |
| Disagree | | | |
| Strongly Disagree | | | |
| Totals | 9 | 9 | 18 |

Crosstabulation: satis7 * job

| | CSI | Other CUNY | Totals |
|-------------------|-----|------------|--------|
| Strongly Agree | 6 | 2 | 8 |
| Agree | 4 | 7 | 11 |
| Neutral | | | |
| Disagree | | | |
| Strongly Disagree | | | |
| Totals | 10 | 9 | 19 |

Crosstabulation: level * job

| | CSI | Other CUNY | Totals |
|--------------|-----|------------|--------|
| Expert | 3 | 1 | 4 |
| Intermediate | 6 | 7 | 13 |
| Beginner | | 1 | 1 |
| Totals | 9 | 9 | 18 |

Crosstabulation: satis1 * level

| | Expert | Intermediate | Beginner | Totals |
|-------------------|--------|--------------|----------|--------|
| Strongly Agree | | 4 | | 4 |
| Agree | 2 | 6 | 1 | 9 |
| Neutral | | 3 | | 3 |
| Disagree | 1 | | | 1 |
| Strongly Disagree | 1 | | | 1 |
| Totals | 4 | 13 | 1 | 18 |

Crosstabulation: satis2 * level

| | Expert | Intermediate | Beginner | Totals |
|-------------------|--------|--------------|----------|--------|
| Strongly Agree | 1 | 4 | | 5 |
| Agree | 3 | 8 | 1 | 12 |
| Neutral | | 1 | | 1 |
| Disagree | | | | |
| Strongly Disagree | | | | |
| Totals | 4 | 13 | 1 | 18 |

Crosstabulation: satis3 * level

| | Expert | Intermediate | Beginner | Totals |
|-------------------|--------|--------------|----------|--------|
| Strongly Agree | | 3 | 1 | 4 |
| Agree | 2 | 9 | | 11 |
| Neutral | 2 | 1 | | 3 |
| Disagree | | | | |
| Strongly Disagree | | | | |
| Totals | 4 | 13 | 1 | 18 |

Crosstabulation: satis4 * level

| | Expert | Intermediate | Beginner | Totals |
|-------------------|--------|--------------|----------|--------|
| Strongly Agree | 1 | 2 | | 3 |
| Agree | 2 | 7 | 1 | 10 |
| Neutral | | 2 | | 2 |
| Disagree | 1 | 1 | | 2 |
| Strongly Disagree | | | | |
| Totals | 4 | 12 | 1 | 17 |

Crosstabulation: satis5 * level

| | Expert | Intermediate | Beginner | Totals |
|-------------------|--------|--------------|----------|--------|
| Strongly Agree | 2 | 4 | | 6 |
| Agree | 1 | 2 | 1 | 4 |
| Neutral | | 7 | | 7 |
| Disagree | 1 | | | 1 |
| Strongly Disagree | | | | |
| Totals | 4 | 13 | 1 | 18 |

Crosstabulation: satis6 * level

| | Expert | Intermediate | Beginner | Totals |
|-------------------|--------|--------------|----------|--------|
| Strongly Agree | 2 | 3 | | 5 |
| Agree | 1 | 5 | 1 | 7 |
| Neutral | 1 | 5 | | 6 |
| Disagree | | | | |
| Strongly Disagree | | | | |
| Totals | 4 | 13 | 1 | 18 |

Crosstabulation: satis7 * level

| | Expert | Intermediate | Beginner | Totals |
|-------------------|--------|--------------|----------|--------|
| Strongly Agree | 2 | 5 | | 7 |
| Agree | 2 | 8 | 1 | 11 |
| Neutral | | | | |
| Disagree | | | | |
| Strongly Disagree | | | | |
| Totals | 4 | 13 | 1 | 18 |

Comment Report: What topic(s) would you like to see addressed at next year's conference?

| Respondent | Comment |
|------------|--|
| 1 | Creating a climate for assessment |
| 2 | Follow-up on one or two case studies presented this year [e.g. the Biology multimedia assessment project - history - mathematics - or marketing are good candidates]. |
| 3 | More on how data collected has helped to yield results and how these results are being tied to assessment. |
| 5 | More about institutional assessment. |
| 10 | More on the correct methods for focus groups. More of the same type of thing - it was great. |
| 12 | A more in depth look at the assessment process such as how to determine the goals to assess. Address specific assessment questions. |
| 17 | Longitudinal assessment. |
| 19 | I would like to present a program [30 min] in student assessment: [a] materials presentation [b] multi media questions [c] on-line assessment [d] assessment analysis. |