

# CSI FACTS

*College of Staten Island*

The City University of New York



2004-2005



# Message from the President

The College of Staten Island (CSI) is a comprehensive, senior college of The City University of New York. Our beautifully landscaped campus provides the backdrop for the educational enrichment of a diverse population of nearly 12,600 students. We strive to prepare our students so that they can make positive and significant contributions to our world. Our goal is to generate and disseminate knowledge, and we are also strongly committed to energizing the cultural environment and contributing to the economic development of the City and State of New York.

*CSI FACTS 2004-2005* offers a portrait of CSI's academic offerings, as well as its students, faculty, administration, facilities, and tuition and fees. I am proud to share this information with you, and I welcome your continuing interest and support.


*Marlene Springer*

Marlene Springer  
President



# The Campus

Since its completion in 1994, the 204-acre CSI campus has been the largest college site in New York City. The College's park-like campus is located in the heart of Staten Island, and it is home to 14 renovated buildings, as well as five newly constructed special purpose facilities. Points of interest on this outstanding campus include:



- Academic buildings that include space for 300 classrooms, laboratories, and study lounges, as well as offices for departments, programs, and faculty;
- State-of-the-art educational facilities such as the only public astrophysical observatory in NYC; the lecture and research spaces of the Biological Sciences/Chemical Sciences Building; and the Library, enjoying the support of computer data-based technology and Media Services, which provides the CSI community with educational multi-media resources via a fiber-optic network;
- The Campus Center, which is home to a wide variety of student activities, including clubs, organizations, periodicals, and WSIA-FM radio;
- The Center for the Arts, Staten Island's premiere cultural venue, which hosts world renowned performers, student productions, arts education spaces, and art galleries;
- The Sports and Recreation Center and the College's athletic fields, which serve CSI's championship athletic teams, as well as the community through memberships.

# The College and Its Community

CSI is closely connected to the Staten Island community with an estimated one-third of Island households having direct educational or occupational ties to the College. Recognizing the importance of this relationship, CSI established the Staten Island Project – Center for the Study of Staten Island (CSI-SIP) to apply the College’s work to the public policy concerns of local residents. CSI also enriches the community through its Continuing Education programs, which in FY 2004 provided approximately 5,000 Staten Islanders with courses to assist them with their careers and their lives.

## Economic Impact

The College also makes a profound contribution to Staten Island’s economy. A recent economic impact study has determined that:

- Total expenditures on Staten Island attributable to CSI exceeded \$57.4 million, with a 33% increase over seven years;
- Over 5,200 local jobs were attributable to CSI, with a 10% increase over seven years;
- Thousands of Borough residents have higher annual and lifetime earnings thanks to the education they received at CSI;
- CSI faculty members received over \$8.2 million from grants and private sources and CSI students received over \$200,000 in scholarships made available through grants and endowments.

# Academics at CSI

Students at the College can select from 43 undergraduate majors and 15 master’s degree programs, as well as a post-Master’s professional certificate in Leadership in Education, and advanced certificates in Adult Health Nursing and Gerontological Nursing. CSI also participates in the doctoral programs of The City University Graduate School and University Center in Biology (Neuroscience), Computer Science, Physics, Physical Therapy, Psychology (Learning Processes), and Polymer Chemistry. The top five undergraduate majors at CSI are, in descending order: Business; Science, Letters, and Society (the liberal arts major for future Early Childhood and Elementary teachers); Psychology; Accounting; and English.

The College is currently formulating its latest Strategic Plan, with the goal of continuing to provide the community with exemplary educational options for the next five years. CSI’s current academic priority areas are:

- Applied Mathematics;
- Ecology, Evolutionary Biology, and Behavior/Environmental Science;
- Gender and Women’s Studies;
- Health Sciences;
- Modern China Studies;
- Neuroscience and Developmental Disabilities;
- Polymers, Engineered Materials, and Biopolymers;
- Teacher Education;
- Telecommunications/Computer Engineering/Network Technology.

# Academic Programs

## Associate's

Architectural Studies  
Business  
Computer Technology  
Electrical Engineering Technology  
Engineering Science  
Liberal Arts and Sciences  
Medical Laboratory Technology  
Nursing

## Bachelor's

Accounting  
African American Studies  
American Studies  
Art  
Biochemistry  
Biology  
Business  
Chemistry  
Cinema Studies  
Communications  
Computer Science  
Computer Science-Mathematics  
Dramatic Arts  
Economics  
Education (Early Childhood, Childhood, & Adolescence)



# Academic Programs

Engineering Science  
English  
History  
Information Systems  
International Studies  
Mathematics  
Medical Technology  
Music  
Nursing  
Philosophy  
Philosophy & Political Science  
Physical Therapy  
Physician Assistant  
Physics  
Political Science  
Psychology  
Science, Letters, and Society  
Social Work  
Sociology/Anthropology  
Spanish  
Women's Studies

## Master's

Biology  
Business Management\*

\*Approved University Governance; pending NYSED approval



# Academic Programs

Cinema and Media Studies  
Computer Science  
Education, Adolescence  
Education, Childhood  
Education, Special  
English  
Environmental Science  
History  
Liberal Studies  
Neuroscience, Mental Retardation, and Developmental  
Disabilities  
Nursing, Adult Health and Gerontological  
Physical Therapy

## Sixth-Year Professional Certificate

Leadership in Education  
Nursing, Adult Health and Gerontological

## Doctoral (participating with CUNY Graduate School)

Biology, Neuroscience  
Computer Science  
Physical Therapy  
Physics  
Polymer Chemistry  
Psychology, Learning Processes

# Enrollment Fall 2005

## Total Headcount 12,083

Undergraduate 10,920  
Graduate 1,163

## Percent Staten Island Residents 75.2

Undergraduate 75.2  
Graduate 75.8

## Average Age 24.8

Undergraduate 24.1  
Graduate 31.3

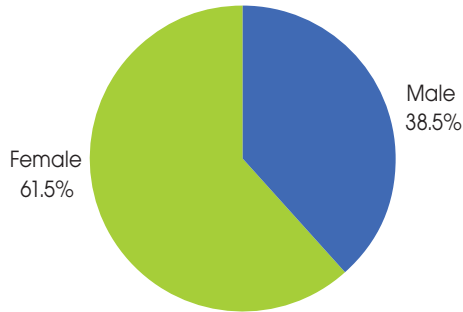
## Percent Enrolled Full-Time 61.2

Undergraduate 66.8  
Graduate 8.4

## Percent by Degree Program 100.0

Associate's Degree 53.2  
Bachelor's Degree 34.5  
Master's Degree 8.3  
Sixth-Year Professional Certificate 0.5  
Not Seeking a Degree 3.5

# Enrollment Fall 2005



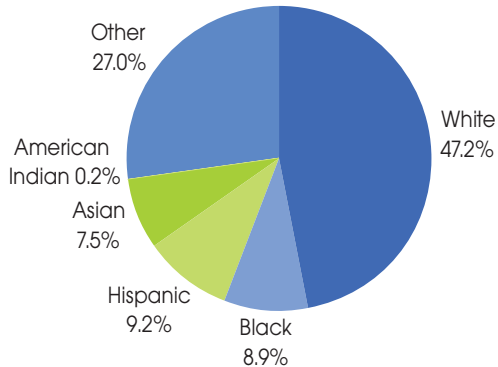
# Enrollment Fall 2005

## By Gender

|        |       |
|--------|-------|
| Male   | 38.5% |
| Female | 61.5% |

## By Ethnicity

|                                   |       |
|-----------------------------------|-------|
| White, non-Hispanic               | 47.2% |
| Black, non-Hispanic               | 8.9%  |
| Hispanic                          | 9.2%  |
| Asian or Pacific Islander         | 7.5%  |
| American Indian or Native Alaskan | 0.2%  |
| Missing/Unknown/Other             | 27.0% |



# Degrees Awarded 2004-2005

## Total Headcount 2,102

|               |       |
|---------------|-------|
| Undergraduate | 1,716 |
| Graduate      | 386   |

## Percent Staten Island Residents 75%

|               |     |
|---------------|-----|
| Undergraduate | 74% |
| Graduate      | 77% |

## Average Age 28.5

|               |      |
|---------------|------|
| Undergraduate | 27.4 |
| Graduate      | 33.5 |

## Percent by Degree Earned 100.0

|                        |      |
|------------------------|------|
| Associate's Degree     | 32.9 |
| Bachelor's Degree      | 48.7 |
| Master's Degree        | 17.0 |
| Sixth-Year Certificate | 1.4  |

## Cumulative Degrees Awarded 64,391

|                                       |        |
|---------------------------------------|--------|
| College of Staten Island (since 1976) | 46,458 |
| Richmond College                      | 8,630  |
| Staten Island Community College       | 9,303  |

# Degrees Awarded 2004-2005

## By Gender

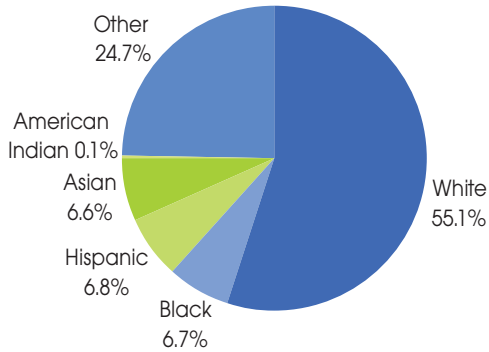
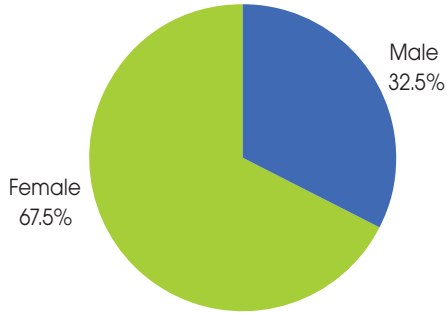
|        |       |
|--------|-------|
| Male   | 32.5% |
| Female | 67.5% |

## By Ethnicity

|                                   |       |
|-----------------------------------|-------|
| White, non-Hispanic               | 55.1% |
| Black, non-Hispanic               | 6.7%  |
| Hispanic                          | 6.8%  |
| Asian or Pacific Islander         | 6.6%  |
| American Indian or Native Alaskan | 0.1%  |
| Missing/Unknown/Other             | 24.7% |



# Degrees Awarded 2004-2005



# Tuition and Fees

## Tuition: Resident/Non-Resident

### Undergraduate

Full-time Degree \$2,000/sem \$360/credit

Part-time Degree \$170/credit \$360/credit

Non-degree \$250/credit \$530/credit

### Graduate

Full-time \$3,200/sem \$500/credit

Part-time \$270/sem \$500/credit

Maintain Matric. \$750/sem \$1,250/sem

## Required Fees

### Student Activity Fee\*

Full-time \$74/sem \$74/sem

Part-time \$48/sem \$48/sem

\*Includes NYPIRG fee of \$4.

### Technology Fee

Full-time \$75/sem \$75/sem

Part-time \$37.50/sem \$37.50/sem



# Faculty and Staff

## Total Faculty:

|                          |     |
|--------------------------|-----|
| Total Faculty Full-Time: | 339 |
| Total Faculty Part-Time: | 528 |

## FT Faculty with Terminal Degree: 83.5%

## FT Faculty Tenure Status

|  |       |
|--|-------|
| FT Faculty Tenure Status - Tenured:      | 60.5% |
| FT Faculty Tenure Status - Tenure Track: | 33.0% |
| FT Faculty Tenure Status - Non-Tenured:  | 6.5%  |

## FT Faculty Rank

|  |       |
|--|-------|
| FT Faculty Rank - Professor:           | 21.2% |
| FT Faculty Rank - Associate Professor: | 31.0% |
| FT Faculty Rank - Assistant Professor: | 43.4% |
| FT Faculty Rank - Lecturer/Instructor: | 4.4%  |

## Total Staff/Administration:

|                                       |     |
|---------------------------------------|-----|
| Total Staff/Administration Full-Time: | 543 |
| Total Staff/Administration Part-Time: | 632 |

# Faculty and Staff

## Faculty Gender:

|        |       |
|--------|-------|
| Female | 45.9% |
| Male   | 54.1% |

## Staff and Administration Gender:

|        |      |
|--------|------|
| Female | 55.8 |
| Male   | 44.2 |

## Ethnicity of Faculty:

|                                    |       |
|------------------------------------|-------|
| White non-Hispanic                 | 75.7% |
| Black non-Hispanic                 | 3.1%  |
| Hispanic                           | 4.2%  |
| Asian/Pacific Islander             | 8.3%  |
| American Indian or Native American | 0.2%  |
| Italian American                   | 8.5%  |

## Ethnicity of Staff and Administration:

|                                   |       |
|-----------------------------------|-------|
| White non-Hispanic                | 66.0% |
| Black non-Hispanic                | 7.3%  |
| Hispanic                          | 7.2%  |
| Asian/Pacific Islander            | 8.6%  |
| American Indian or Native Alaskan | 0.4%  |
| Italian American                  | 10.5% |

# Administration

Marlene Springer  
*President*

David Podell  
*Senior Vice President for Academic Affairs and Provost*

Angelo Aponte  
*Vice President for Finance and Administration*

Carol Jackson  
*Vice President for Student Affairs*

Richard Truitt  
*Vice President for College Advancement*

Michael Kress  
*Vice President for Technology Systems*

Francisco Soto  
*Dean of Humanities and Social Sciences*

Gail Simmons  
*Dean of Science and Technology*

Jonathan Sassi  
*Acting Assistant Provost*

Michael Daniels  
*Associate Dean for Student Affairs*

Leonard Ciaccio  
*Acting Dean for School Relations*

# Important Phone Numbers

|                                  |                |
|----------------------------------|----------------|
| Main College Number              | 1.718.982.2000 |
| Public Safety                    | 1.718.982.2116 |
| College Emergencies/Closings     | 1.718.982.3333 |
|                                  | 1.718.982.4444 |
| Academic Advisement              | 1.718.982.2280 |
| Admissions                       | 1.718.982.2010 |
| Alumni                           | 1.718.982.2290 |
| Athletics (Dolphin Hotline)      | 1.718.982.3440 |
| Bookstore                        | 1.718.982.3030 |
| Bursar                           | 1.718.982.2060 |
| Campus Center                    | 1.718.982.3071 |
| Career & Scholarship Center      | 1.718.982.2300 |
| Center for the Arts (Box Office) | 1.718.982.2787 |
| College Advancement              | 1.718.982.2365 |
| Continuing Education             | 1.718.982.2166 |
| Disability Services              | 1.718.982.2510 |
| Evening and Weekend Programs     | 1.718.982.2155 |
| Financial Aid                    | 1.718.982.2030 |
| Health Center                    | 1.718.982.3045 |
| Library                          | 1.718.982.4010 |
| President's Office               | 1.718.982.2400 |
| Registrar                        | 1.718.982.2120 |
| Testing                          | 1.718.982.2380 |



### **College of Staten Island**

The City University of New York  
2800 Victory Boulevard  
Staten Island, New York 10314  
Marlene Springer, *President*

Visit the College of Staten Island Website  
[www.csi.cuny.edu](http://www.csi.cuny.edu)

Information and statistics compiled by the  
Office of Institutional Research  
1.718.982.2085